



# Scotia-Glenville Central Schools

## COVID

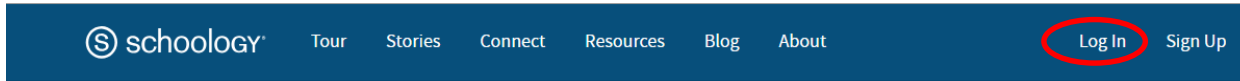
2021-2022



**Step 1.** Click on the following link.

<https://www.schoology.com/>

**Step 2.** In the top bar, click “Log In”.



**Step 3.** Sign in using the username and password you used last year to access Hazcom. Then click “Log In”.

Sign in to Schoology

All fields are required

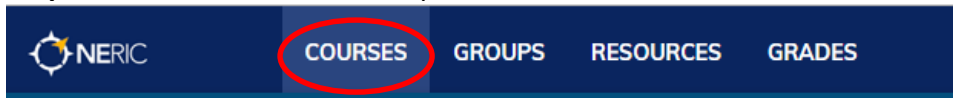
kswain@sgcsd.net

\*\*\*\*\*

Log in

[Forgot your password](#)  
[SSO Login](#)

**Step 4.** Click “Courses” at the top of the screen then click “Join”



**Step 5.** Click

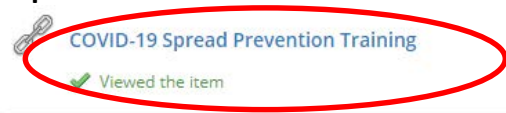
Courses




**Step 6.** Click the Title “2021 COVID-19 Training”.

>  2021 COVID-19 Training


**Step 7.** Click the link for COVID-19 Training and watch the video



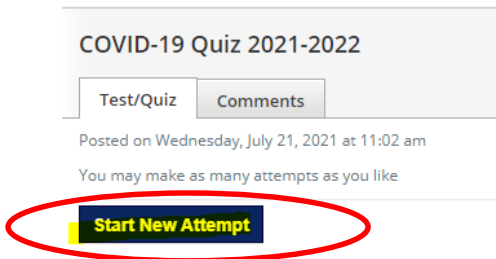
**Step 8.** After the video, you need to return to Schoology. You can either close the You Tube tab by clicking on the “x” in the top right corner or clicking on the tab titled, “2021 COVID Training”



**Step 9.** Click the “Next” at the top right of the screen to move to the next section.




**Step 10.** Click “Start New Attempt”- be sure to answer all questions. Please read the directions in the quiz carefully. You have to score an 80 to pass.



**Step 11.** After answering all questions click “Submit”

**Step 12.** Click the “Next” at the top right of the screen to move to the, Training Registration and Completion Form.



**Step 13.** Click the link below to complete the Training Registration and Completion Form.

## Training Registration and Completion Form



[Training Registration and Completion Form](#)

**Step 14.** Complete the “Training Registration and Completion Form” and click “Submit”.