



Scotia-Glenville Central Schools

Returning User HAZCOM & DASA

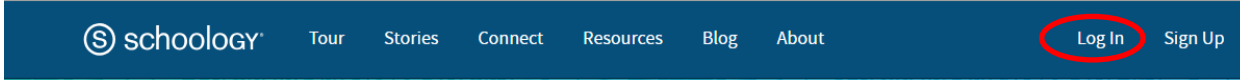
2019-2020



Step 1. Click on the following link.

<https://www.schoology.com/>

Step 2. In the top bar, click “Log In”.



Step 3. Sign in using the username and password you used last year to access Hazcom. Then click “Log In”.

Sign in to Schoology

All fields are required

kswain@sgcsd.net

.....

Log in

Forgot your password
SSO Login

Step 4. Click “Courses” at the top of the screen then click “Join”



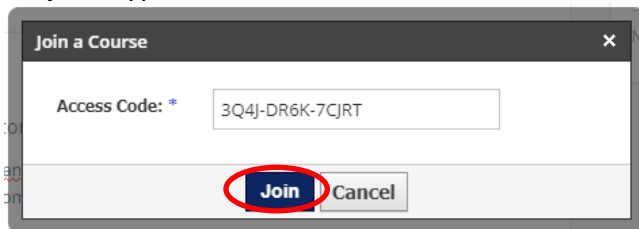
Courses

You are not currently enrolled in any courses



Join a Course

Step 5 . Type in the access code, **3Q4J-DR6K-7CJRT** click “join”



Step 6. Click the Title “SG HAZCOM with DASA 2019-2020”


- > **Scotia-Glenville Hazcom 2019-2020**
This is Scotia-Glenville's online Hazcom training for the 2019-2020 school year.
✔ Must Complete · 7/03/19 12:00am - 6/30/20 11:59pm

***PLEASE NOTE- You MUST complete the following three sections and receive a passing score of 80 or above.**


Hazcom-RTK_MH-ER-VP_Presentation_19-20_062819.ScotiaGlenville.pdf 2 MB

Hazcom-RTK_MH-ER-WVP Combo Quiz 2019-2020
✔ Must score at least 80


Training Registration and Completion Form

Step 7. Click the  [Hazcom-RTK_MH-ER-VP_Presentation_19-20_062819.ScotiaGlenville.pdf](#) This will allow you to start the course.

Step 8. Use the arrows at the top of the presentation (highlighted in yellow) or the scroll bar on the right.



Step 9. Click the “Next” at the top right of the screen to move to the Quiz.



Step 10. Click “Start New Attempt”- be sure to answer all questions. This quiz is new and different. Please read the directions in the quiz carefully. You have to score an 80 to pass.

Hazcom-RTK_MH-ER-WVP Combo Quiz 2019-2020

My Submissions Test/Quiz

Posted on Wednesday, July 3, 2019 at 11:04 am

Instructions

Please answer each quiz question. When you are finished, click SUBMIT.

You may make as many attempts as you like

Start New Attempt

Step 11. After answering all questions click “Submit”

Step 12. Click the “Next” at the top right of the screen to move to the “Training Completion Form”.



Step 13. Complete the “Training Completion Form” and click “Submit”.

SG Hazcom Registration Form 16-17

Training Registration Form

*Required

First Name *

Last Name *

State

School District *

Building *

Job Title *

How may we contact you? Select ONE *

Email Address

Phone Number

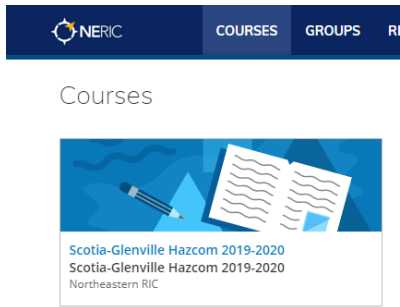
Enter Email Address or Phone Number Here *

Verification Statement *

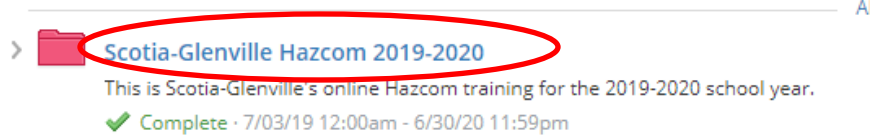
By checking this box you are indicating that you have viewed the training presentation and passed the quiz.

Training Complete

Step 14. To confirm your training has been submitted and recorded please click “Courses” and click “Scotia-Glenville Hazcom 2019-2020”



Step 15. Click “Scotia-Glenville Hazcom 2019-2020”



Step 16. You should see three green check marks.

