



Scotia-Glenville Central Schools

Returning User HAZCOM & DASA

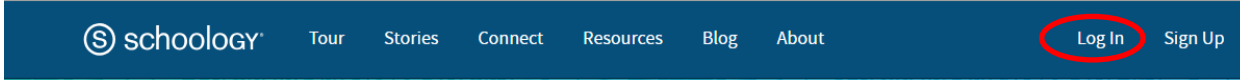
2018-2019



Step 1. Click on the following link.

<https://www.schoology.com/>

Step 2. In the top bar, click “Log In”.



Step 3. Sign in using the username and password you used last year to access Hazcom. Then click “Log In”.

Sign in to Schoology

All fields are required

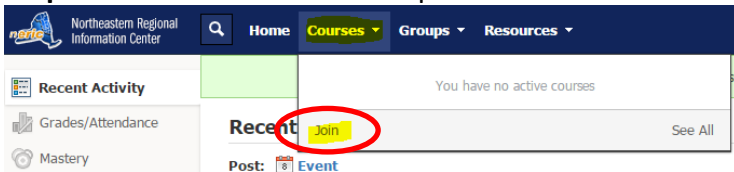
kswain@sgetcscd.net

.....

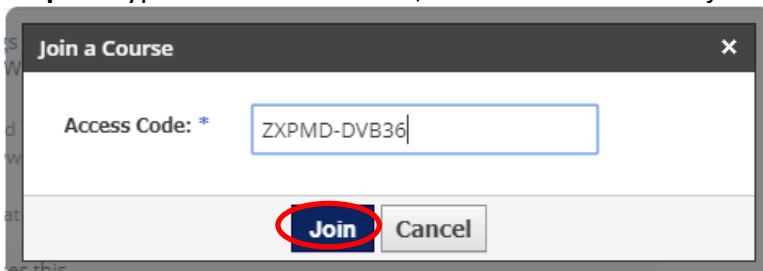
Log in

Forgot your password
SSO Login

Step 4. Click “Courses” at the top of the screen then click “Join”



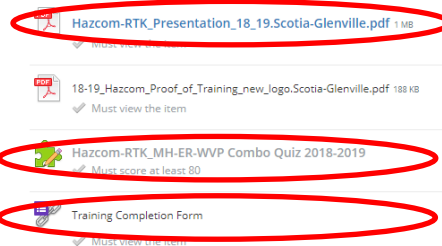
Step 5 . Type in the access code, ZXPMD-DVB36 click “join”



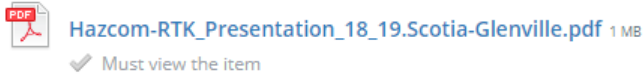
Step 6. Click the Title “SG HAZCOM with DASA 2018-19”



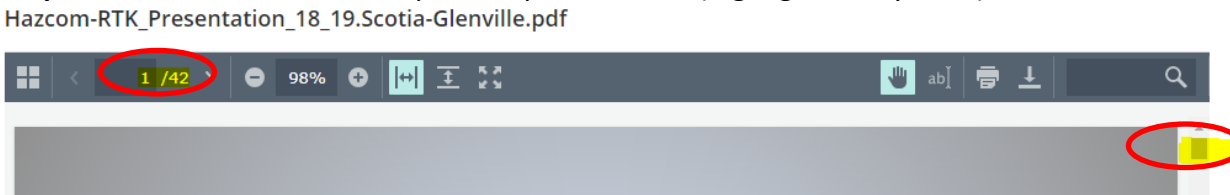
***PLEASE NOTE-** You MUST complete the following three sections, circled below and receive a passing score.




Step 7. Click the [SG Hazcom-RTK_Presentation_18-19.pdf](#). This will allow you to start the course.



Step 8. Use the arrows at the top of the presentation (highlighted in yellow) or the scroll bar on the right. Hazcom-RTK_Presentation_18_19.Scotia-Glenville.pdf



Step 9. Click the “Next” at the top right of the screen **two** times to move to the Quiz.



Step 10. Click “Start New Attempt”- be sure to answer all questions. This quiz is new and different. Please read the directions in the quiz carefully. You have to score an 80 to pass.

SG Hazcom/RTK Quiz

My Submissions

Test/Quiz

Posted on Friday, June 24, 2016 at 11:37 am

Instructions

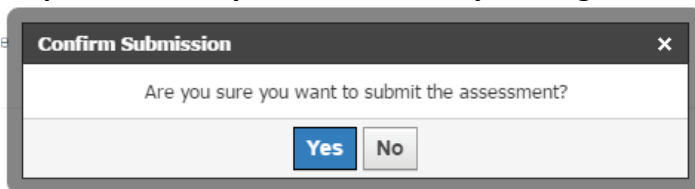
Please answer each question. When you have completed the quiz, click NEXT on top right corner of your screen

You may make as many attempts as you like


Start New Attempt

Step 11. After answering all questions click “Submit”

Step 12. Confirm your submission by clicking “Yes”.



Step 13. Click the “Next” at the top right of the screen to move to the “Training Completion Form”.



Step 14. Complete the “Training Completion Form” and click “Submit”.

SG Hazcom Registration Form 18-19

Training Registration Form

* Required

First Name:

Last:

Last Name:

First Name:

School District:

Building:

District Office:

Job Title:

Assistant Superintendent:

How may we contact you? Select ONE:

Email Address

Phone Number

Enter Email Address or Phone Number Here:

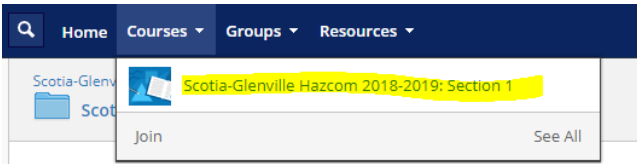
Enter @Sign@me

Verification Statement:

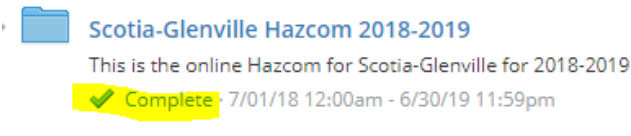
By checking this box you are indicating that you have viewed the training presentation and passed the quiz.

Training Complete

Step 15. To confirm your training has been submitted and recorded please click “Courses” and click “SG Hazcom with DASA 2018-19: Section 1



Step 16. Click “SG Hazcom with DASA 2018-19”



Step 17. You should see three green check marks.

